

# Telephone RJ12



22.3.3  
22.3.3M  
22.3.3L

## Description

The telephone jack is a RJ12 receptacle. It can be inserted into any of the 22 System mounting plates.

## Electrical

44-57V DC (POE protocols)

## Materials

Polycarbonate casing, electrical components.

## Finishes

White, almond, black.

## Patents

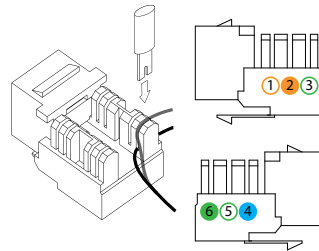
US # 7,956,295 B2 & 8,912,439 B2  
Worldwide utility patents pending.

## Certifications



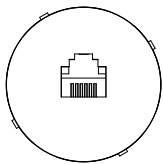
## Diagram

Insert all wires into the RJ12 keystone by inserting them into the corresponding colour coded position using a Type 110 punch down tool and trim excess wire.

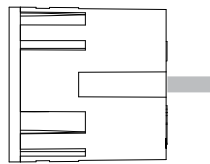


Best practice statement: For ease of future access or maintenance, we recommend a single incoming wire to the junction box (no J-box splices) immediately behind the 22 System receptacles.

## Dimensions

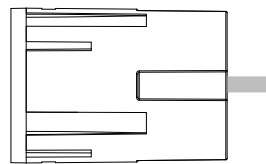


35 (1.38")



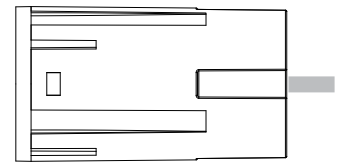
34.9 (1.4")

**short barrel**  
22.3.3



48.2 (1.9")

**medium barrel**  
22.3.3M



60.4 (2.4")

**long barrel**  
22.3.3L