


22.1

Description

The installation tool is designed to remove all 22 System operative components from the mounting plates without disturbing the surface finish of the wall. Simply insert, turn, pull and the tool will disengage the locking tabs on the components and allow for removal. See Repair guide for detail instructions.

Diagram



Materials

Stainless steel tool, silicon protective cover.

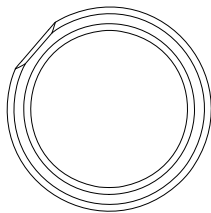
Finishes

Brushed stainless steel.

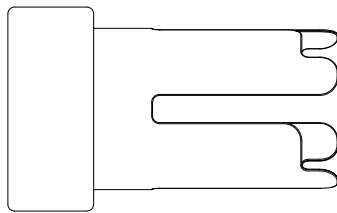
Patents

US # 7,956,295 B2 & 8,912,439 B2
Worldwide utility patents pending.

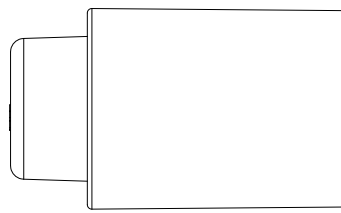
Dimensions



45 (1.7")



73 (2.5")



72 (2.5")